


F5 Quick Reference Sheet

(Adapted from *Thom Hogan's Complete Guide to the Nikon F5*)



F5 Front View

1. Focus Mode switch
2. Lens Release button
3. Standard PC Sync socket (under cap; for studio flash)
4. Self-timer lamp
5. Depth of Field Preview button
6. Mirror Lock Up switch
7. Power Switch (around the shutter release)
8. Power Switch Release button
9. Front Command Dial
10. Shutter Release
11. Shutter Release (for verticals)
12. Autofocus Motor shaft
13. Lens Alignment indicator
14. AI-S Meter coupler
15. Aperture Stop-Down lever
16. Aperture Direct Readout notch




F5 Top View

17. LCD Illumination Position (on Power Switch)
18. Film Advance Selector dial (Single, Continuous Low, Continuous High, Continuous Silent, Self Timer)
19. Film Advance Selector Dial Release button
20. Manual Rewind knob (also part of back release)
21. Back Release interlock lever
22. Exposure Mode button
23. Exposure Compensation button
24. Autofocus Area button
25. Hot shoe
26. Top LCD command display panel
27. Film plane indicator
28. Metering Method selector (release button inside ring)
29. Viewfinder Diopter Adjustment control
30. Multiple Exposure button



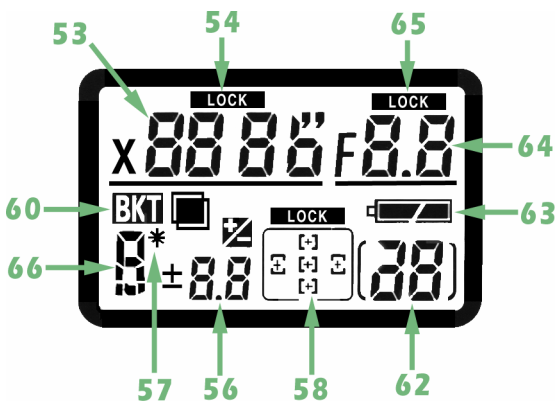
F5 Back View

- 31. Viewfinder eyepiece (diopter lens unscrews)
- 32. Eyepiece Shutter lever
- 33. Viewfinder Removal button
- 34. Rear Command Dial
- 35. AE-L/AF-L button
- 36. Autofocus On buttons
- 37. Rewind Start button #2 (and interlock)
- 38. Rewind Start button #1 (under door)
- 39. Autofocus Area direction pad
- 40. ISO Sensitivity button
- 41. Flash Options button
- 42. Exposure Bracketing button (doubles as reset button)
- 43. Custom Settings button (doubles as reset button)
- 44. Lock button
- 45. Back LCD Display
- 46. Metal Door to hide rear buttons (serial number is underneath it when it is in this position)
- 47. Film Confirmation window
- 48. 10-pin Camera Control connector
- 49. Alert LED



F5 Side Views

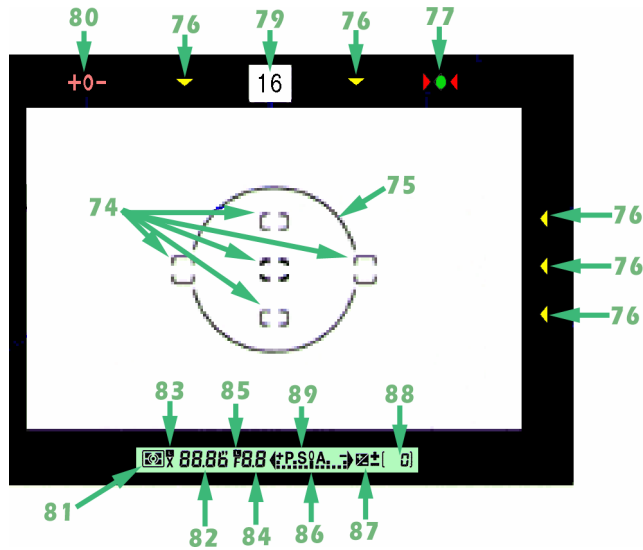
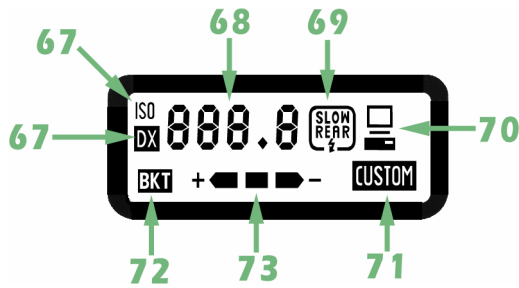
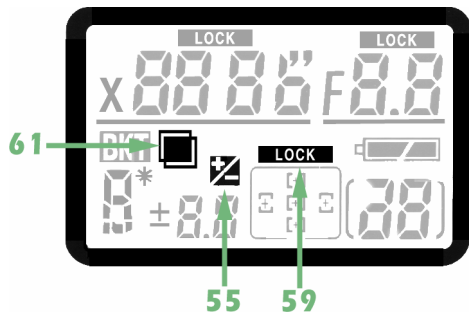
- 50. Battery Release knob (lift handle and turn)
- 51. Vertical Shutter Release
- 52. Vertical Shutter Release Lock position (use outer knob to move **L** [lock] and **•** [shoot] indicators)



F5 Top LCD

- 53. Shutter Speed value¹ **8886**
- 54. Shutter Speed Lock indicator **LOCK**
- 55. Exposure Compensation indicator **±**
- 56. Exposure Compensation value **±8.8**
- 57. Program override indicator *****
- 58. Focus Area indicators **[+]**
- 59. Focus Area Lock indicator **LOCK**
- 60. Exposure Bracketing indicator **BKT**
- 61. Multiple Exposure indicator **■**
- 62. Frame Counter value **88**
- 63. Battery Status indicator **[Battery Icon]**
- 64. Aperture value **f8.8**

¹ An X preceding the shutter speed indicator indicates flash sync speed.



- 65. Aperture Lock indicator **LOCK**
- 66. Exposure Mode indicator (P, S, A, or M) **A**

F5 Back LCD

- 67. ISO/DX indicator **ISO**
- 68. ISO value, Custom Setting value, or Bracketing value **888.8**
- 69. Flash Option indicators **SLOW REAR**
- 70. PC Connection Active indicator **PC**
- 71. Custom Settings Active indicator **CUSTOM**
- 72. Bracketing indicator **BKT**
- 73. Bracketing Bar Graph **+ - - - -**

F5 Viewfinder Display

- 74. Focus Areas
- 75. Center-weighted metering area indicator
- 76. Active Focus Area indicators **▼▲**
- 77. Focus Confirmation indicators **▶▶**
- 78. Flash Ready lamp **⚡**
- 79. Aperture Direct Readout value **16**
- 80. Exposure Level indicator (for DW-30 or DW-31 finders)
- 81. Metering Method indicator **☒**
- 82. Shutter Speed value **88.8b**
- 83. Shutter Speed lock indicator **■**
- 84. Aperture value **f8.8**
- 85. Aperture lock indicator **■**
- 86. Manual Exposure display **⚡ 0**
- 87. Exposure (and Flash) Compensation indicator **±**
- 88. Frame Counter (also Exposure Compensation Value) **8.8**
- 89. Exposure mode indicators **P S A**

This quick reference sheet is adapted from *Thom Hogan's Complete Guide to the Nikon F5* and is intended only for purchasers of the book. Copying and distributing this document is expressly forbidden.

Copyright © 2003 Thom Hogan – All Rights Reserved
byThom Press -- www.bythom.com